


Test Leads and Probes



Accessories

Test Leads and Probes	348
Cables	352
Connectors, Adapters, and Tools	364
Adapter, Cable, Prober, and Stabilizer Kits ...	375
Test Fixtures	377
Trigger Accessories	378
Bench Kit and Rack Mount Kits	380
Cabinets	383
Remote PreAmp Mounting Accessories	383
Carrying Case	384
Computer Accessories, Power Splitter	384
IEEE-488 (GPIB) Interface Solutions	385
IEEE-488 (GPIB) Accessories	386

Test Leads and Probes

TEST LEADS AND PROBES SELECTOR GUIDE


Model	Name	Use With:
1600A	High Voltage Probe	DMMs
1651	50-Ampere Shunt	DMMs
1681	Clip-On Test Lead Set	DMMs
1751	Safety Test Leads	All DMMs, Series 2400
1752	Premium Safety Test Lead Kit	All DMMs, Series 2400
1754	Safety Universal Test Lead Kit	All DMMs, Series 2400
2187-4	Low Thermal Test Lead Kit	2182A, 622x Current Sources
2600-BAN	Banana Test Leads/Adapter Cable	2601A, 2602A, 2611A, 2612A
3706-BAN	Banana Test Leads/Adapter Cable	Series 3700, Series 3700A Mainframes
3706-TLK	Test Lead Kit	Series 3700, Series 3700A Mainframes
5804	General-Purpose, 4-Terminal Test Lead Set	Series 2400, 2750, DMMs
5805	Kelvin Probes, 0.9m (3 ft)	Series 2400, 2750, DMMs
5805-12	Kelvin Probes, 3.6m (12 ft)	Series 2400, 2750, DMMs
5806	Kelvin Clip Lead Set, 0.9m (3 ft)	Series 2400, 2750, DMMs
5807-7	Helical Spring Point Test Leads, 2.1m (7 ft)	Series 2400, 2750, DMMs
5808	Single-pin Kelvin Probe	Series 2000, 2700, 2701, 2750, Series 2400
5809	Kelvin Clip Lead Set	Series 2000, 2700, 2701, 2750, Series 2400
6517-RH	Humidity Probe with Extension Cable	6517A, 6517B
6517-TP	Thermocouple Bead Probe	6517A, 6517B
7401	Thermocouple Wire Kit, 30m (100 ft), Type K	2001-TCSCAN, 2100, 3720, 3721, 3724, 7057A, 7700, 7706, 7708
8605	High Performance Modular Test Leads	All DMMs, 2100, Series 2400
8606	High Performance Modular Probe Kit	All DMMs, Series 2400, Series 2600A, Series 3700, Series 3700A
8681	Low Cost RTD	2001, 2002, 2010 DMMs (with 8680)
CA-109A	Test Lead Set for Output Connections	2000-SCAN, 2001-SCAN, 2001-TCSCAN



Item shipped may vary from model pictured here.

Model 1681 Clip-On Test Lead Set: Two 1.2m (48 in) leads terminated with banana plugs and spring action clip-on probes.


For use with: DMMs



Item shipped may vary from model pictured here.

Model 1751 Safety Test Leads: 91.4cm (36 in) test lead set supplied with each Model 175A and 197A. Finger guards and shrouded banana plugs help minimize the chance of making contact with live circuitry.


For use with: All DMMs, Series 2400 SourceMeter® Instruments



Item shipped may vary from model pictured here.

Model 1600A High Voltage Probe
 MAXIMUM INPUT: 40kV DC or peak AC to 300Hz.
 INPUT RESISTANCE: 1000MΩ.
 DIVISION RATIO: 1000:1 (into 10MΩ).

For use with: DMMs



Model 1651 50 Ampere Shunt: External 0.001Ω ± 1%, 4-terminal shunt; extends current measuring capability of Keithley DMMs to 50A.

CABLE LENGTH: 1.4m (56 in).


For use with: DMMs

Test Leads and Probes



Model 1752 Premium Safety Test Lead Kit: Includes two banana leads with safety shrouds on both ends, two fully insulated alligator clips, two fully insulated needle probes, and two spring-action clip-on probes with safety blocks, in a carrying case.

For use with: All DMMs, Series 2400 SourceMeter Instruments




Model 1754 Universal Test Lead Kit: 10-piece test lead kit with interchangeable plug-in accessories. Kit includes: 1 set of test leads, 91.4cm (36 in), 1 red and black; 2 spade lugs, 2 standard banana plugs, 2 hooks, and 2 miniature alligator clips with boots.

For use with: All DMMs, Series 2400 SourceMeter Instruments



Model 2187-4 Low Thermal Test Lead Kit: Includes an input cable with banana terminations, banana extensions, sprung-hook clips, alligator clips, needle probes, and spade lugs to connect the Model 2182A to virtually any DUT. The kit is also used to connect the Model 2182A directly to the Model 622X guard to improve response time for pulsed measurements or to reduce errors when measuring high impedance devices.

For use with: 2182A, 6220, 6221, 6220/2182A, 6221/2182A



Model 2600-BAN: 1m (3.3 ft) banana test leads/adapter cable for a single Series 2600A SourceMeter channel (two needed for use with Model 2602A and 2612A). Provides safety banana connections to Hi, Sense Hi, Lo, Sense Lo, and guard.

For use with: 2601A, 2602A, 2611A, 2612A



Model 3706-BAN: 1.4m (4.6 ft) banana test leads/adapter cable for Model 3706 mainframe with high performance multimeter option. Provides direct connection to high performance multimeter utilizing rear panel backplane connector. Safety banana connections to HI, LO, Sense HI, Sense LO, and AMP.

For use with: Series 3700, Series 3700A mainframes



Model 3706-TLK Test Lead Kit: Includes 3706-BAN banana test leads/adapter cable and plug-in test lead accessories. Test lead accessories include: 4 spring hook probes, 2 needle test probes, 4 safety plug adapters, and carrying case.

For use with: Series 3700, Series 3700A mainframes


Test Leads and Probes



Item shipped may vary from model pictured here.

Model 5804 Test Lead Set: Designed to be used with Keithley instruments that measure 4-terminal resistance. Contains: 2 test leads, 0.9m (36 in), red and black; 2 test clips, red and black; 2 plunger clip adapters, red and black; 2 alligator clips with boots (accept standard test probe tip); 2 alligator clips with boots (barrels accept standard banana plugs).

For use with: Series 2400 SourceMeter® Instruments, 2750, DMMs



Model 5805 Kelvin Probes: 2 spring-loaded test probes, red and black, 0.9m (36 in) with banana plug termination. Designed to be used with Keithley instruments that measure 4-terminal resistance and in-circuit current. 1/8-in spacing between pin tips. A package of 8 replacement contacts (P/N CS-551) is available.

Model 5805-12: Similar to 5805 but 3.6m (12 ft) in length.

For use with: Series 2400 SourceMeter Instruments, 2750, DMMs



Model 5806 Kelvin Clip Lead Set: 2 clip test leads, red and black, 0.9m (36 in) with banana plug termination. Designed to be used with Keithley instruments that measure 4-terminal resistance. Maximum jaw opening 1/2 in. A package of 8 replacement elastic bands (P/N 5806-306B) is available.

For use with: Series 2400 SourceMeter Instruments, 2750, DMMs



Model 5807-7 Helical Spring Point Test Leads:

Two excellent Kelvin test probes for Keithley instruments that measure 4-terminal resistance. The probes have pointed tips that rotate when pressure is exerted on the handle. Good contact is assured, and the handle can be held at any angle to the measurement surface. The lead wires terminate in banana plugs. **Lead wire length: 2m (7 ft).**

For use with: Series 2400 SourceMeter Instruments, 2750, DMMs



Model 5808 Low Cost, Single Pin, Kelvin Probes: Two 1.17m (46 in) long, single fixed pin probes with source and sense leads per probe and color coded standard safety banana plugs. Designed for applications requiring Kelvin resistance measurements with the convenience of a single point of circuit contact. The Kelvin connection at the base of each probe pin results in very low resistance errors, eliminating all wire and probe body resistance. For the highest precision sensing applications, use the Model 5805, 5806, or 5809 for complete control over sensing point placement.

For use with: Series 2000, 2100, 2700, 2701, 2750, Series 2400



Model 5809 Low Cost, Kelvin Clip Lead Set: Two 0.94m (37 in) long probes with alligator style clips, each with opposing blade source and sense connections to color coded standard safety banana plugs. Designed for applications requiring Kelvin connection to wires, axial leaded components, and other terminals able to be clipped onto. The miniature blade design accommodates narrow available width applications as well as general lighter duty applications. The maximum jaw opening is 9.14mm (0.36 in) and the blade width is 2.92mm (0.115 in).

For use with: Series 2000, 2100, 2700, 2701, 2750, Series 2400

1.888.KEITHLEY (U.S. only)

www.keithley.com

KEITHLEY

A GREATER MEASURE OF CONFIDENCE

Test Leads and Probes



Model 6517-RH Humidity Probe: The 6517-RH comes with a 3m (10 ft) extension cable and is designed to be used with the 6517B Electrometer. The 6517-RH measures the relative humidity of the testing environment.

OPERATING TEMPERATURE RANGE: -10°C to $+60^{\circ}\text{C}$

OPERATING HUMIDITY RANGE: 0 to 100% RH

MEASURING RANGE: 10 to 90% RH

TEMPERATURE DEPENDENCE: $<\pm 2\%$ from -10°C to $+60^{\circ}\text{C}$

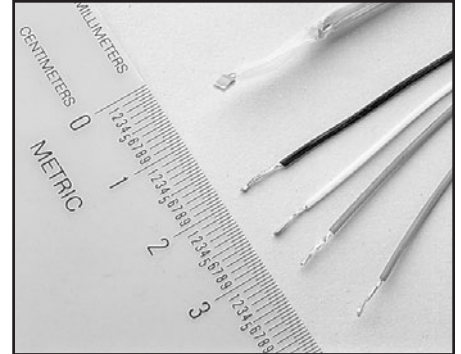
For use with: 6517A and 6517B Electrometers



Model 8605 High Performance Modular Test Leads: Highest quality lead with silicone insulation, and removable test probes. Rated to 1500V. UL listed.

LENGTH: 1m (3.3 ft).

For use with: All DMMs, 2100, Series 2400 SourceMeter® Instruments




Model 8681 Low Cost RTD: This inexpensive RTD has small size (0.09 in \times 0.09 in) and fast thermal response time. 100 Ω , 0.385%/ $^{\circ}\text{C}$ element. Meets or exceeds DIN 43760-1980-A, IEC 751:1983-A, BS1904: 1984-A, and JIS C1604-1981-0.2. Can be used with Model 8680 RTD Input Probe Adapter. Measures from -200° to $+600^{\circ}\text{C}$.

LENGTH: 0.9m (3 ft).


ACCURACY: $\pm(0.15^{\circ}\text{C} + 0.002 \times |t|)^{\circ}\text{C}$, where $|t|$ is absolute value of temperature in $^{\circ}\text{C}$.

For use with: 2001, 2002, 2010 DMMs (with 8680), 7700, 7702, 7706, 7708



Model 6517-TP Thermocouple Bead Probe: Designed to be used with the 6517B Electrometer, the 6517-TP measures the temperature of the testing environment. 6517-TP is 36 in. long and has a temperature calibration (range) of 0°C to 1250°C . Type K thermocouple.

For use with: 6517A and 6517B Electrometers



Item shipped may vary from model pictured here.

Model 8606 High Performance Modular Probe Kit: For use with Model 8605 High Performance Modular Test Leads. Contains 2 each spade lugs, alligator clips, and retractable hooks.

For use with: All DMMs; Series 2400 and Series 2600A SourceMeter Instruments; Series 3700, Series 3700A



Item shipped may vary from model pictured here.

Model CA-109A Test Lead Set: For output connections (two red, two black).

For use with: 2000-SCAN, 2001-SCAN, 2001-TCSCAN



Model 7401: Type K thermocouple wire kit includes 30.5m (100 ft) of type K (chromel-alumel) thermocouple wire.

For use with: 2001-TCSCAN, 2100, 3720, 3721, 3724, 7057A, 7700, 7706, 7708

1.888.KEITHLEY (U.S. only)

www.keithley.com

KEITHLEY

A GREATER MEASURE OF CONFIDENCE

Cables

Model	Description	Type	TERMINATIONS		LENGTH		USE WITH:
			From	To	m	ft	
236-ILC-3	Safety Interlock	Shielded twisted pair	3-pin round	3-pin round	3	10	237, 4200-SCS, 8007, 8008
237-ALG-2	Low Noise Input	Triax	3-slot male triax	Alligator clips (3)	2	6.6	237, 486, 487, Series 2200, Series 2600A, 4200-PA, 6220, 6221, 6487, 6514, 6517A, 6517B
237-ALG-15	Low Noise Input	Triax	3-slot male triax	Alligator clips (3)	15	50	237, 486, 487, Series 2200, Series 2600A, 4200-PA, 6220, 6221, 6487, 6514, 6517A, 6517B
248-MHV	High Voltage	Coax	SHV female	MHV male	3	10	248
248-SHV	High Voltage	Coax	SHV female	SHV female	3	10	248, CS-970
2000-MTC-2	Cable Assembly	Shielded twisted pair	DB44 female	Unterminated	2	6.6	2000-20
2000-MTCD-2	Cable Assembly	Shielded multiple conductors	DB44 female	DB50 male	2	6.6	2000-SCAN-20
2600-ALG-2	Low Noise Input	Triax	3-slot male triax	Alligator clips (3)	2	6.6	2635A, 2636A, 4200-PA
2651A-KIT-1	Cable Assembly	Coax	2-pin plug	2-pin plug	1	3.3	2651A, 8011
2651A-KIT-2	Cable Assembly	Coax	2-pin plug	2-pin plug	2	6.6	2651A, 8011
2651A-KIT-3	Cable Assembly	Coax	2-pin plug	2-pin plug	3	10	2651A, 8011
2107-4	Input Cable	Shielded twisted pair	LEMO	Copper spade lugs (4)	1.2	4	2182A
2107-30	Input Cable	Shielded twisted pair	LEMO	Copper spade lugs (4)	9.1	30	2182A, Series 2200
2107-50	Input Cable	Shielded twisted pair	LEMO	Copper spade lugs (4)	15	50	2182A, Series 2200
3720-MTC-1.5	Mass Terminated Assembly	Twisted pair	D-sub female	78-pin D-sub male	1.5	5	3720, 3723, 3724
3720-MTC-3	Mass Terminated Assembly	Twisted pair	D-sub female	78-pin D-sub male	3	10	3720, 3723, 3724
3721-MTC-1.5	Mass Terminated Assembly	Twisted pair	D-sub female	50-pin D-sub male	1.5	5	3721, 3730, 3731, 3740, 3750
3721-MTC-3	Mass Terminated Assembly	Twisted pair	D-sub female	50-pin D-sub male	3	10	3721, 3730, 3731, 3740, 3750
3722-MTC-1.5	Mass Terminated Assembly	Twisted pair	D-sub male	104-pin D-sub female	1.5	5	3722
3722-MTC-1.5/MM	Mass Terminated Assembly	Twisted pair	D-sub male	104-pin D-sub male	1.5	5	3722
3722-MTC-3	Mass Terminated Assembly	Twisted pair	D-sub male	104-pin D-sub female	3	10	3722
3722-MTC-3/MM	Mass Terminated Assembly	Twisted pair	D-sub male	104-pin D-sub male	3	10	3722
3732-MTC-1.5	Mass Terminated Assembly	Twisted pair	D-sub female	78-pin D-sub male	1.5	5	3732
3732-MTC-3	Mass Terminated Assembly	Twisted pair	D-sub female	78-pin D-sub male	3	10	3732
4200-MTRX-1	Ultra Low Noise	SMU triax	Miniature male	3-slot male	1	3.2	4200-SCS
4200-MTRX-2	Ultra Low Noise	SMU triax	Miniature male	3-slot male	2	6.5	4200-SCS
4200-MTRX-3	Ultra Low Noise	SMU triax	Miniature male	3-slot male	3	9.8	4200-SCS
4200-PRB-C	Cable Assembly	Y adapter cable	Female SMA	2 female SSMC			4200-PIV, 4210-CVU
4200-RPC-0.3	Cable Assembly	Remote PreAmp	DB15	DB15	0.3	1	4200-PA
4200-RPC-2	Cable Assembly	Remote PreAmp	DB15	DB15	2	6.5	4200-PA
4200-RPC-3	Cable Assembly	Remote PreAmp	DB15	DB15	3	9.8	4200-PA
4200-RPC-6	Cable Assembly	Remote PreAmp	DB15	DB15	6	19.6	4200-PA
4200-TRX-0.3	Ultra Low Noise	PreAmp triax	3-slot male	3-slot male	0.3	1ft	4200-PA
4200-TRX-1	Ultra Low Noise	PreAmp triax	3-slot male	3-slot male	1	3.2	4200-PA
4200-TRX-2	Ultra Low Noise	PreAmp triax	3-slot male	3-slot male	2	6.5	4200-PA
4200-TRX-3	Ultra Low Noise	PreAmp triax	3-slot male	3-slot male	3	9.8	4200-PA
4801	Low Noise Input	Coax	Male BNC	Male BNC	1.2	4	6485, 7158
4802-10	Low Noise Input	Coax	Male BNC	Unterminated	3	10	6485, 7158
4803	Low Noise Cable Kit	Coax	Male BNC (10)	Female BNC (5)	15.2	50	6485, 7158
6011	Input Leads	Triax	2-slot male triax	Alligator clips (3)	1.5	5	Instruments with 2-slot triax connectors
6011-10	Input Leads	Triax	2-slot male triax	Alligator clips (3)	3	10	Instruments with 2-slot triax connectors
6517-ILC-3	4-pin Interlock Cable	Shielded	4-pin female DIN	4-pin female DIN	1	3.3	6517A, 8009
6517B-ILC-3	Interlock Cable	Shielded	4-pin Phoenix	4-pin DIN	1	3.3	6517B, 8009
7009-5	Shielded RS-232	Shielded	Male DB-9	Female DB-9	1.5	5	All RS-232 capable instruments
7011-MTC-1	Mass Terminated Assembly	Twisted pair (45)	96-pin female	96-pin female	1	3.3	7011-C, 7012-C, 7013-C, 7015-C, 7018-C, 7021, 7037
7011-MTC-2	Mass Terminated Assembly	Twisted pair (45)	96-pin female	96-pin female	2	6.6	7011-C, 7012-C, 7013-C, 7015-C, 7018-C, 7021, 7037
7019C-MTC-1	Kelvin Extender Cable	Shielded twisted pair	Card connector	DUT cables (6)	2	6.6	7019-C
7019C-MTCI-2	Kelvin Instrument Cable	Shielded twisted pair	Card connector	Shielded banana plug cables (6)	2	6.6	7019-C, Series 2400
7020-MTC-2	Mass Terminated Assembly	Twisted pair (45)	96-pin female	96-pin female	2	6.6	7020
7024-3	Low Noise	Triax	2-slot male triax	2-slot male triax	0.9	3	Instruments with 2-slot triax connectors
7024-10	Low Noise	Triax	2-slot male triax	2-slot male triax	3	10	Instruments with 2-slot triax connectors
7025-10	Low Noise Input	Triax	2-slot male triax	Unterminated	3	10	Instruments with 2-slot triax connectors
7035-MTC-2	Mass Terminated Assembly	Twisted pair (45)	96-pin female	96-pin female	2	6.6	7035
7036-MTC-2	Mass Terminated Assembly	Twisted pair (45)	96-pin female	96-pin female	2	6.6	7036
7051-*	BNC Interconnect	Coax	BNC	BNC			776, 2015, 2016, 3321, 3322, 3390, 7062, 7063
7075-MTC	Mass Terminated Assembly	Round ribbon	25-pin D female	25-pin D female	3	10	7075 bank/column
7076-CMTC	Mass Terminated Assembly	Shielded	25-pin D female	25-pin D female	3	10	7075 bank
7076-RMTC	Mass Terminated Assembly	Shielded	25-pin D female	25-pin D female	3	10	7075 row

1.888.KEITHLEY (U.S. only)

www.keithley.com

KEITHLEY

A GREATER MEASURE OF CONFIDENCE

Cables

Model	Description	Type	TERMINATIONS		LENGTH		USE WITH:
			From	To	m	ft	
7078-CSHP	8-cable Set (includes 4 BNC-to-triax adapters)	Triax (4) Coax (4)	3-slot triax (4) BNC (4)	3-slot triax (4) BNC (4)	3 3	10 10	7072 to HP-4145
7078-DIN	707A Master/Slave	Twisted pair (9)	8-pin DIN	8-pin DIN	1.8	6	707A
7078-MTC-5	Mass Terminated Assembly	Twisted pair (12)	38-pin connector	38-pin connector	1.5	5	7071, 7071-4, 7074-D
7078-MTC-20	Mass Terminated Assembly	Twisted pair (12)	38-pin connector	38-pin connector	6.1	20	7071, 7071-4, 7074-D
7078-TRX-1	Low Noise	Triax	3-slot male triax	3-slot male triax	0.3	1	237, 2635A, 2636A, 6487, 6514, 6517A, 6517B, 7072, 7174A
7078-TRX-3	Low Noise	Triax	3-slot male triax	3-slot male triax	0.9	3	237, 2635A, 2636A, 6487, 6514, 6517A, 6517B, 7072, 7174A
7078-TRX-5	Low Noise	Triax	3-slot male triax	3-slot male triax	1.5	5	237, 2635A, 2636A, 6487, 6514, 6517A, 6517B, 7072, 7174A
7078-TRX-10	Low Noise	Triax	3-slot male triax	3-slot male triax	3	10	237, 2635A, 2636A, 6487, 6514, 6517A, 6517B, 7072, 7174A
7078-TRX-12	Low Noise	Triax	3-slot male triax	3-slot male triax	4	12	237, 2635A, 2636A, 6487, 6514, 6517A, 6517B, 7072, 7174A
7078-TRX-20	Low Noise	Triax	3-slot male triax	3-slot male triax	6.1	20	237, 2635A, 2636A, 6487, 6514, 6517A, 6517B, 7072, 7174A
7078-TRX-6IN	Low Noise	Triax	3-slot male triax	3-slot triax	0.15	0.5	6430
7152-MTC-2	Low Noise Matrix Expansion	Triax (5)	6-pin M-series coax	6-pin M-series coax	0.6	2	7152
7152-MTC-10	Low Noise Matrix Expansion	Triax (5)	6-pin M-series coax	6-pin M-series coax	3	10	7152
7152-TRX-10	Low Noise M-Series to Triax	Triax (5)	M-series connector	3-slot triax (5)	3	10	7152, 8006
7153-TRX	Low Noise M-Series to Triax	Triax (5)	M-series connector	3-slot triax (5)	2	6	7153
7173-50-CSEP	4-cable Set	Coax	SMB female	BNC male	0.6	2	7173-50
7705-MTC-2	Mass Terminated Assembly	Twisted pair (25)	D-sub male	D-sub female	2	6.6	7703, 7705, 7707, 7709
7711-BNC-SMA	5 SMA to BNC Cables	Coax	SMA Male	BNC Female	0.15	0.5	7711
7712-SMA-1	SMA Cables	Coax	SMA Male	SMA Male	1	3.3	7116-MWS, 7711, 7712, System 41, System 46, System 46T
7754-3	BNC	Coax	BNC Male	Alligator clips	0.9	3	Instruments with 2-slot BNC connectors
8007-GND-3	Safety Ground Wire	Single wire	Crimp lug	Crimp lug	3	10	8007
8007-MTC-3	Mass Terminated Assembly	Triax	M-series connector	3-slot triax (12)	3	10	8007, 7072
8542-301	LIV Cable	Multiple conductor	DB9 female	Multiple terminations: Triax (2500), 2 dual bananas (24XX) GND wire	1.8	6	2500, Series 2400, System 25, 8542, 8544, 8544-TEC
8607	1kV Test Cables	Single wire (2)	Safety banana	Safety banana	1	3.3	2410, 6487, 6517A, 6517B
CA-18-1	Shielded	Coax	Dual banana plug	Dual banana plug	1.2	4	Binding post inputs
CA-19-2	RG58	RG58	BNC male	BNC male	1.5	5	4200-SCS
CA-126-1	Digital I/O	Shielded	DB25 male	DB25 female	1.5	5	213, Series 2600A, Series 3700, Series 3700A
CA-180-3A	Crossover cable	Twisted pair	RJ45	RJ45	3	10	Series 2600A, 2701, 3390, Series 3700, Series 3700A, 6221, all TSP-enabled instruments
CA-321-1	Temperature Control Cable	Multiple conductor	DB15 female	8-position Phoenix (CS-846 equivalent)	1.8	6	2510, 8542, 8544
CA-322-1	Dual Temperature Control Cable	Multiple conductor	DB15 female	Y cable to two 8-position Phoenix (CS-846)	1.8	6	2510, 8542, 8544, 8544-TEC
CA-404B	RG188	Coax	SMA male	SMA male	2	6.5	4200-SCS
CA-405B	RG188	Coax	SMA male	SMA male	0.15	0.5	4200-SCS
CA-406B	RG188	Coax	SMA male	SMA male	0.33	1.08	4200-SCS
CA-446A	Cable Assembly	Coax	SMA male	SMA male	3	9.8	4210-CVU
CA-447A	Cable Assembly	Coax	SMA male	SMA male	1.5	5	4210-CVU
CA-451A	RG188	Coax	SMA male	SMA male	0.108	0.35	4200-SCS
CA-452A	RG188	Coax	SMA male	SMA male	0.204	0.67	4200-SCS
CA-557-1	Cable Assembly	Multiple conductor	8-pin receptacle	8-pin receptacle	1	3.3	2651A, 8011
CA-557-2	Cable Assembly	Multiple conductor	8-pin receptacle	8-pin receptacle	2	6.6	2651A, 8011
CA-557-3	Cable Assembly	Multiple conductor	8-pin receptacle	8-pin receptacle	3	10	2651A, 8011
CA-558-2	Interlock Cable	Twisted pair (2)	25-pin D-sub	3-pin	1	3.3	Series 2600A
S46-SMA-0.5	SMA Cable	Coax	SMA Male	SMA Male	0.15	0.5	7116-MWS, 7711, 7712, System 41, System 46, System 46T
S46-SMA-1	SMA Cable	Coax	SMA Male	SMA Male	0.30	1.0	7116-MWS, 7711, 7712, System 41, System 46, System 46T
SC-9	Low Noise	Coax	Unterminated	Unterminated	Sold by the foot		
SC-22	Low Noise	Triax	Unterminated	Unterminated	Sold by the foot		CS-631
SC-93	Low Thermal	Shielded	Unterminated	Unterminated	Sold by the foot		2182-KIT
SC-182	Low Inductance	Coax	Unterminated	Unterminated	Sold by the foot		2302, 2303, 2303-PJ, 2304A, 2306, 2306-PJ
SC-200	General Purpose	Shielded twisted pair	Unterminated	Unterminated	Sold by the inch		Series 2600A
USB-B-1	USB Cable	Coax	USB Type A	USB Type B	1	3.3	2100, Series 2200, 3390, Series 3700, Series 3700A, KUSB-3100 Series
USB-B-3	USB Cable	Coax	USB Type A	USB Type B	3	10	2100, 3390, Series 3700, Series 3700A, KUSB-3100 Series

1.888.KEITHLEY (U.S. only)
www.keithley.com



A GREATER MEASURE OF CONFIDENCE

Cables



Model 236-ILC-3 Safety Interlock Cable: Designed to connect the lid interlock circuit of the Models 8007 and 8008 test fixtures to the interlock circuit of the Model 237 SMU and 486 and 487 Picoammeters.

For use with: 237, 4200-SCS, 8007, 8008



Model 248-SHV: 3m (10 ft) of RG-8A/U coax cable terminated with a SHV female connector on both ends. Maximum operating voltage (rms) is 5,000V.


For use with: 248 and CS-970



Model 2107-* Low-Thermal Input Cables with Spade Lugs: An input cable terminated with a LEMO connector on one end and four copper spade lugs on the other.

2107-4 1.2m (4 ft) length
2107-30 9.1m (30 ft) length
2107-50 15m (50 ft) length

For use with: 2182A, Series 2200



Model 237-ALG-*: Low noise triax cable (SC-22) terminated with a 3-slot male triax connector on one end and 3 alligator clips on the other.


237-ALG-2 2m (6.6 ft) length
237-ALG-15 15m (50 ft) length

For use with: 237, 486, 487, Series 2200, Series 2600A, 4200-PA, 6220, 6221, 6487, 6514, 6517A, 6517B



Model 2000-MTC-2 Cable Assembly: 2-meter cable with a 44-pin connector on one end that is designed to mate with the 2000-20 scanner card. The other end is unterminated for direct connection to measurement fixtures or devices.

For use with: 2000-20



Model 2600-ALG-2: 2m (6.6 ft) cable terminated with a 3-slot male triax connector on one end and 3 alligator clips on the other.

For use with: 2635A, 2636A, 4200-PA



Model 248-MHV: 3m (10 ft) of RG-8A/U coax cable terminated with a SHV female connector on one end and a MHV male connector on the other. Maximum operating voltage (rms) is 5,000V.

For use with: 248



Model 2000-MTCD-2 Cable Assembly: 2-meter cable with a 44-pin connector on one end that is designed to mate with the 2000-SCAN-20 scanner card. The other end is equipped with a 50-pin D-sub male connector.

For use with: 2000-SCAN-20



Model 2651A-KIT-*: High current, low impedance, coaxial cable assembly.

2651A-KIT-1: 1m (3.3 ft).
2651A-KIT-2: 2m (6.6 ft).
2651A-KIT-3: 3m (10 ft).

For use with: 2651A, 8011

1.888.KEITHLEY (U.S. only)

www.keithley.com

KEITHLEY

A GREATER MEASURE OF CONFIDENCE


Cables



Model 3720-MTC-*: 78-pin D-sub female to 78-pin D-sub male cable.

3720-MTC-1.5: 1.5m (5 ft) length
3720-MTC-3: 3m (10 ft) length

For use with: 3720, 3723, 3724



Model 3721-MTC-*: 50-pin D-sub female to 50-pin D-sub male cable.

3721-MTC-1.5: 1.5m (5 ft) length
3721-MTC-3: 3m (10 ft) length

For use with: 3721, 3730, 3731, 3740, 3750



Model 3722-MTC-*: 104-pin D-sub male to 104-pin D-sub female cable.

3722-MTC-1.5: 1.5m (5 ft) length
3722-MTC-3: 3m (10 ft) length

For use with: 3722



Model 3722-MTC-*/MM: 104-pin D-sub male to 104-pin D-sub male cable.

3722-MTC-1.5/MM: 1.5m (5 ft) length
3722-MTC-3/MM: 3m (10 ft) length

For use with: 3722



Model 3732-MTC-*: 78-pin D-sub female to 78-pin D-sub male cable.

3732-MTC-1.5: 1.5m (5 ft) length
3732-MTC-3: 3m (10 ft) length

For use with: 3732




Model 4200-MTRX-*: Ultra low noise SMU triax cable is terminated with a miniature male triax connector on one end and a standard 3-slot male triax connector on the other end. This cable connects a Model 4200-SMU or 4210-SMU source measurement unit installed in a Model 4200-SCS to a test fixture. (4200-MTRX-* cables are intended only for connection to an SMU that does not have a 4200-PA PreAmp installed.)

4200-MTRX-1: 1m (3.2 ft)

4200-MTRX-2: 2m (6.5 ft) (two included with each 4200-SCS SMU not configured with a 4200-PA Remote PreAmp)

4200-MTRX-3: 3m (9.8 ft)

For use with: 4200-SCS



Model 4200-PRB-C: SMA to SSMC Y adapter cable with local ground that connects the 4200-PIV package to DC probe manipulators. The cable is terminated at one end with a single female SMA. The other end splits into two gold SSMC plugs (female connectors) and a black wire with integrated connector, which is used to connect to the shield of another Model 4200-PRB-C cable.

For use with: 4200-PIV, 4210-CVU



Model 4200-RPC-*: Remote PreAmp cable terminated at each end with a high density DB15 connector. This cable connects a Model 4200-SMU or 4210-SMU source measurement unit installed in a Model 4200-SCS to a remotely mounted Model 4200-PA PreAmp.

4200-RPC-0.3: 0.3m (1 ft) (for use inside prober shield)

4200-RPC-2: 2m (6.5 ft) (one included with each 4200-PA)

4200-RPC-3: 3m (9.8 ft)

4200-RPC-6: 6m (19.6 ft)

For use with: 4200-PA

Cables



Model 4200-TRX*: Ultra low noise PreAmp triax cable terminated with a standard 3-slot male triax connector on each end. This cable connects a Model 4200-PA PreAmp option installed in the Model 4200-SCS to the test fixture.


4200-TRX-0.3: 0.3m (1 ft) (recommended for remote location of the 4200-PA)

4200-TRX-1: 1m (3.2 ft)

4200-TRX-2: 2m (6.5 ft) (two included with each Model 4200-PA)

4200-TRX-3: 3m (9.8 ft)

For use with: 4200-PA



Model 4801 Input Cable: Low noise coax cable, 1.2m (48 in) in length, with male BNC connectors on each end.

For use with: 6485, 7158



Model 4802-10: 3m (10 ft) of low noise coax cable with male BNC connector at one end and unterminated at the other.

For use with: 6485, 7158



Model 4803 Low Noise Cable Kit: Includes 15m (50 ft) of low noise coax cable, 10 male BNC connectors, and 5 female BNC chassis-mount connectors.

For use with: 6485, 7158



Model 6011 2-slot Triax Cable: 1.5m (5 ft) of triax cable (SC-22) terminated with a 2-slot triax plug on one end and three alligator clips on the other. Also available in 3m (10 ft) length (Model 6011-10).

For use with instruments with 2-slot triax connectors



Model 6517-IILC-3 Interlock Cable: Designed to connect the Interlock of the 6517A with the 8009 test fixture. Configuring the 6517A with the 8009 test fixture results in all the electrode constants already being programmed into the unit.

For use with: 6517A Electrometer, 8009



Model 6517B-IILC-3 Interlock Cable: Designed to connect the interlock of the 6517B with the 8009 test fixture. Configuring the 6517B with the 8009 test fixture results in all the electrode constants already being programmed into the unit.

For use with: 6517B Electrometer, 8009

1.888.KEITHLEY (U.S. only)

www.keithley.com

KEITHLEY

A GREATER MEASURE OF CONFIDENCE

Cables



Model 7009-5 Shielded RS-232 Cable: 1.5m (5 ft) RS-232 cable with a male DB-9 connector at one end and a female DB-9 connector on the other. Wired as a straight through, not as a null modem cable.

For use with: All RS-232 capable instruments



Model 7011-MTC-1: 1m (3.3 ft) mass terminated cable assembly for connection to 7011-C and other switching cards. The cable has 45 pairs with outer shield. The cable is terminated at each end with 96-pin female DIN connectors with strain relief. Also available in 2m (6.6 ft) length (Model 7011-MTC-2).

For use with: 7011-C, 7012-C, 7013-C, 7015-C, 7018-C, 7021, 7022, 7037



Model 7019C-MTC-1 Kelvin Extender Cable: 2m (6.6 ft) extension cable set for the Model 7019-C 6-wire Ohms Matrix Card. Provides cabling to the DUT and is used for matrix expansion.

For use with: 7019-C



Model 7019C-MTCL-2 6-wire Kelvin Extender and Instrument Cable: Used with Model 7019-C 6-Wire Ohms Matrix Card and a SourceMeter instrument. The SourceMeter cables are 0.6m (2 ft) long and the DUT cables are 2m (6.6 ft) long. The cable set is used in a basic system to test a resistor network.

For use with: 7019-C, Series 2400 SourceMeter Instruments



Model 7020-MTC-2: 2m (6.6 ft) mass terminated cable assembly for connection to 7020. The cable has 45 pairs with outer shield. The cable is terminated at each end with 96-pin female DIN connectors with strain relief.

For use with: 7020




Model 7024-* 2-slot Triax Cable: Low noise triax cable (SC-22) with 2-slot male triax connectors on each end.

7024-3 0.9m (3 ft)

7024-10 3m (10 ft)

For use with instruments with 2-slot triax connectors



Model 7025-10 2-slot Triax Cable: 3m (10 ft) low noise triax input cable (SC-22) terminated on one end with 2-slot male triax connector.

For use with instruments with 2-slot triax connectors

Cables




Model 7035-MTC-2: 2m (6.6 ft) mass terminated cable assembly for connection to 7035. The cable has 45 pairs with outer shield. The cable is terminated at each end with 96-pin female DIN connectors with strain relief.

For use with: 7035



Model 7036-MTC-2: 2m (6.6 ft) mass terminated cable assembly for connection to 7036. The cable has 45 pairs with outer shield. The cable is terminated at each end with 96-pin female DIN connectors with strain relief.

For use with: 7036




Model 7051-*: General purpose BNC to BNC cable (G-58C).

7051-2 0.6m (2 ft)

7051-5 1.5m (5 ft)


7051-10 3m (10 ft)

For use with: 776, 2015, 2016, 3321, 3322, 3390, 7062, 7063, 7711, some instrument external trigger I/O lines




Model 7075-MTC: 3m (10 ft) cable assembly with mass terminated connector on each end. For use as row or column connections on the 7076, and for bank or column connections on the 7075. The number of cable assemblies required depends on how the 7075 or 7076 is configured.

For use with: 7075 Bank/Column



Model 7076-CMTC: High isolation 3m (10 ft) cable assembly with mass terminated connector on each end. For bank connections on the 7075 or column connections on the 7076. A separate guard shields each HI signal path. The number of cables required depends on how the 7075 or 7076 is configured.

For use with: 7075 Bank



Model 7076-RMTC: High isolation 3m (10 ft) cable assembly with mass terminated connector on each end. For use as row connections on the 7075 and 7076. A separate guard shields each HI signal path. The number of cable assemblies required depends on how the 7075 or 7076 is configured.

For use with: 7075 Row


1.888.KEITHLEY (U.S. only)

www.keithley.com

KEITHLEY

A GREATER MEASURE OF CONFIDENCE

Cables



Model 7078-CSHP is a set of eight 3m (10 ft) cables and four BNC-to-triax adapters for connecting between the Model 7072 8×12 Semiconductor Matrix Card and an HP-4145 Semiconductor Parameter Analyzer. Four 3-slot triax cables connect to Source/Measure Unit outputs. Four BNC-to-BNC coax cables adapt the measurement and source modules in the HP-4145 to the connectors of 7072.

For use with: 7072 to HP-4145



Model 7078-DIN: This 1.8m (6 ft) cable accessory connects between Model 707A mainframes when operated as one unit in Master/Slave mode. One cable is required for each mainframe.

For use with: 707A



Model 7078-MTC-5: 1.5m (5 ft) mass terminated cable for connection to column inputs (7071 and 7071-4). Also used for matrix expansion (7071, 7071-4, or 7074). The cable has 12 sets of shielded twisted pair wires for isolation of critical circuits and noise rejection in the system. The cable is terminated at each end in a 38-pin connector block with strain relief. **Model 7078-MTC-20** can be used as is or cut in half to make two 10 ft cables.


For use with: 7071, 7071-4, 7074-D



Model 7078-TRX-* 3-slot Triax Cables: Low noise triax cables terminated at both ends in 3-slot male triax connectors.

- 7078-TRX-1** 0.3m (1 ft)
- 7078-TRX-3** 0.9m (3 ft)
- 7078-TRX-5** 1.5m (5 ft)
- 7078-TRX-10** 3.0m (10 ft)
- 7078-TRX-12** 3.5m (12 ft)
- 7078-TRX-20** 6.0m (20 ft)

For use with: 237, 2635A, 2636A, 6220, 6221, 6487, 6514, 6517A, 6517B, 7072, 7174A



3 Slot Triax

Model 7078-TRX-6IN 3-slot Triax Cable: 0.15m (6 inch), 3-slot, low-noise, guarded triax cable that minimizes leakage current and input capacitance when used with the Model 6430 Remote PreAmp (lower noise than 1 foot or longer versions).

For use with: 6430



Model 7152-MTC-*: Five low noise triax cables terminated in 6-position M-series coax connector blocks. Provides quick connection between 7152 matrix cards and is compatible with Model 7152-MTR connector. Also available in 3m (10 ft) length for connection between the matrix and the device under test.

- 7152-MTC-2** 0.6m (2 ft)
- 7152-MTC-10** 3.0m (10 ft)


For use with: 7152

Cables



Model 7152-TRX-10: Set of five 3m (10 ft) low noise triax cables terminated at one end in a single M-series connector block and at the other end in 3-slot triax connectors. This cable is most useful for direct connection to electrometers and Source/Measure Units.

For use with: 7152, 8006



Model 7153-TRX: 2m (6.6 ft) low noise cable assembly with M-series connector at one end for row or column connections to the 7153, and five 3-slot male triax connectors at the other end. Two 7153-TRX cable assemblies are required to make all connections to the 7153 card.

For use with: 7153




Model 7173-50-CSEP: The 7173-50-CSEP cable set provides the capability to expand a switching configuration to include more than one 7173-50. Each set contains four 0.6m (25 in) cables. One cable is required to expand each row or column connection between adjacent cards. For example, using two 7173-50 cards to create a 4x24 matrix would require connecting the rows of two adjacent cards together. One 7173-50-CSEP set has enough cables to do this. Connecting the 12 columns together on two adjacent cards creates an 8x12 matrix. This would require three 7173-50-CSEP sets, 12 cables.

For use with: 7173-50



Model 7705-MTC-2: 2m (6.6 ft) 50-conductor male to female D-sub cable assembly.

For use with: 7703, 7705, 7707, 7709, 7701



Model 7707-MTC-2: 2m (6.6 ft) 25-conductor male to female D-sub cable assembly.

For use with: 7701, 7707, 7709



Model 7711-BNC-SMA: Male SMA to female BNC cables (5 each), 0.15m (0.5 ft) in length.

For use with: 7711



Model 7712-SMA-1: SMA cable, male to male, 1m (3.3 ft).

For use with: 7116-MWS, 7711, 7712, System 41, System 46, System 46T


1.888.KEITHLEY (U.S. only)

www.keithley.com

KEITHLEY


A GREATER MEASURE OF CONFIDENCE

Cables




Model 7754-3 BNC to Alligator Cable: 0.9m (3 ft) terminated on one end with a BNC plug and on the other with two alligator clips.

For use with instruments with 2-slot BNC connections



Model 8007-GND-3: Safety ground wire, 3m (10 ft).

For use with: 8007



Model 8007-MTC-3: Mass terminated cable assembly, 3m (10 ft).

For use with: 8007, 7072



Model 8542-301: 1.8m (6 ft) LIV test system cable.


For use with: Series 2400, 2500, System 25, 8542, 8544, 8544-TEC



Item shipped may vary from model pictured here.

Model 8607 1kV Source Banana Cable Set: The 8607 cable set is made up of one red and one black high voltage test lead with fixed safety banana plug ends. The leads are 1 meter (3.3 ft) long and have a voltage rating of 1500V DC.

For use with: 2410, 6487, 6517A, 6517B



Item shipped may vary from model pictured here.

CA-18-1: 1.2m (4 ft) shielded cable terminated with a dual banana plug on each end. For use with binding post inputs or dual banana jacks.

For use with: Binding post inputs



Model CA-19-2: 1.5m (5 ft) RG58 cable terminated with a BNC male plug on each end.

For use with: 4200-SCS




CA-126-1 Digital I/O Cable: 1.5m (5 ft) of cable, from DB25 male to DB25 female.

For use with: 213, Series 2600A, Series 3700, Series 3700A



CA-180-3A: 3m (10 ft), CAT5 crossover cable for Ethernet or TSP-Link.


For use with: Series 2600A, 2701, 3390, Series 3700, Series 3700A, 6221, all TSP-Link enabled instruments



CA-321-1: Temperature control cable.

For use with: 2510, 8542, 8544

Cables



CA-322-1: Dual temperature control cable.
For use with: 2510, 8542, 8544, 8544-TEC



CA-406B: 33cm (13 in) RG188 coax cable terminated with an SMA male plug on each end, 50Ω impedance.

For use with: 4200-SCS



CA-451A: 10.8cm (4.25 in) RG188 coax cable terminated with an SMA male plug on each end, 50Ω impedance.

For use with: 4200-SCS



CA-404B: 2m (6.5 ft) RG188 coax cable terminated with an SMA male plug on each end, 50Ω impedance.

For use with: 4200-SCS, System 46, System 46T



CA-446A: 3m (9.8 ft) coax cable terminated with an SMA male plug on each end, 100Ω impedance.

For use with: 4210-CVU



CA-452A: 20.4cm (8 in) RG188 coax cable terminated with an SMA male plug on each end, 50Ω impedance.

For use with: 4200-SCS



CA-405B: 15cm (6 in) RG188 coax cable terminated with an SMA male plug on each end, 50Ω impedance.

For use with: 4200-SCS



CA-447A: 1.5m (4.9 ft) coax cable terminated with an SMA male plug on each end, 100Ω impedance.

For use with: 4210-CVU



CA-557-*: 8-pin male to 8-pin male cable assembly with straight through pin configuration.

CA-557-1: 1m (3.3 ft)

CA-557-2: 2m (6.6 ft)

CA-557-3: 3m (10 ft)

For use with: 2601A, 2602A, 2611A, 2612A, 2651A SourceMeter® Instruments

1.888.KEITHLEY (U.S. only)

www.keithley.com

KEITHLEY

A GREATER MEASURE OF CONFIDENCE

Cables



CA-558-2: 25-pin D-sub to 3-pin interlock cable assembly.

For use with: Any Series 26xxA SourceMeter® Instrument



S46-SMA-0.5: SMA cable, male to male, 0.15m (0.5 ft).

For use with: 7116-MWS, 7711, 7712, System 41, System 46, System 46T




S46-SMA-1: SMA cable, male to male, 0.3m (1 ft).

For use with: 7116-MWS, 7711, 7712, System 41, System 46, System 46T



SC-9: Low noise coax cable without connectors (sold by the foot).



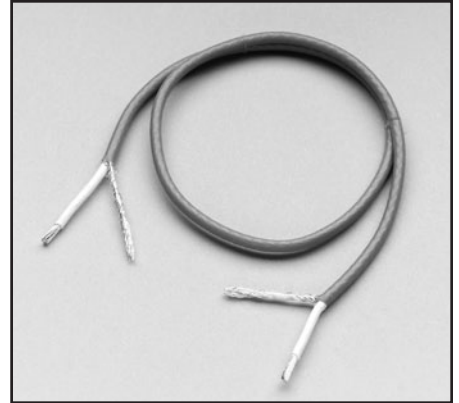
SC-22: Low noise triax cable without connectors (sold by the foot).

For use with: CS-631



SC-93: Low thermal, 2-conductor shielded cable, #22AWG solid copper (sold by the foot).

For use with: 2182-KIT




SC-182: Low inductance (42nH/ft) coaxial cable for minimizing test lead impedance in circuits using fast transient response power supplies. The cable is sold by the foot and comes without connectors.

For use with: 2302, 2303, 2303-PJ, 2304A, 2306, 2306-PJ, 2306-VS



SC-200: Shielded twisted pair cable (sold by the inch). Recommended for general-purpose use with Series 2600A System SourceMeter instruments.

For use with: Series 2600A



USB-B-*: USB cable, Type A to Type B.

USB-B-1: 1m (3.3 ft).

USB-B-3: 3m (10 ft).

For use with: 2100, Series 2200, 3390, Series 3700, Series 3700A, Series KUSB-3100

Connectors, Adapters, and Tools

Model	Name	Use With:
213-CON	Analog Output Connector	Instruments with 12-pin analog connectors
237-BAN-3A	Triax to Banana Plug	4200-SCS, 7072, 7072-HV, DMMS
237-BNC-TRX	3-Lug Female Triax to Male BNC Connector with guard disconnected	237, 4200-SCS, 6517A, 6517B, 7078-TRX cables
237-TRX-BAR	3-Lug Triax Female to Female Barrel Adapter	2635A, 2636A, 4200-SCS, Triax interconnect
237-TRX-NG	Triax Male-Female Adapter with guard disconnected	237, 6517A, 6517B, 7072, 7072-HV
237-TRX-T	3-slot Male to Dual 3-Lug Female Triax Tee Adapter	4200-SCS, 7072, 7072-HV, 7078-TRX cables
237-TRX-TBC	3-Lug Female Triax Bulkhead Connector	7072, 7072-HV, 7078-TRX cables
2182-325A	Silver Solder for use with 2182-KIT	2182A
2182-KIT	Low-Thermal Connector with Strain Relief (LEMO)	2182A, SC-93
2188	Low-Thermal Calibration Shorting Plug	2182A
2499-DIGIO	Digital I/O Expansion Module	SourceMeter instruments
2500INT-SMA	SMA Connector	2500INT integrating sphere
2500INT-FC/PC	FP/PC Connector	2500INT integrating sphere
2500INT-FC/APC	FP/APC Connector	2500INT integrating sphere
2600-KIT	Screw Terminal Connector with Strain Relief and Cover	2601A, 2602A (2 needed), 2611A, 2612A (2 needed)
2600-TRIAx	3-Lug Triax Adapter	2601A, 2602A (2 needed), 2611A, 2612A (2 needed)
3706-BKPL	Analog Backplane Extender Board	Series 3700, Series 3700A
3720-ST	Screw Terminal Block	3720
3721-ST	Screw Terminal Block	3721
3723-ST	Screw Terminal Block	3723
3723-ST-1	Screw Terminal Block	3723
3724-ST	Screw Terminal Block	3724
3730-ST	Screw Terminal Block	3730
3731-ST	Screw Terminal Block	3731
3740-ST	Screw Terminal Block	3740
3750-ST	Screw Terminal Block	3750
3790-KIT50-R	50-pin Female D-sub Connector Kit	3721, 3730, 3731, 3740, 3750
3791-CIT	Contact Insertion and Extraction Tool	3720, 3722, 3723
3791-KIT78-R	78-pin Female D-sub Connector Kit	3720, 3723, 3724, 3732
3792-KIT104-R	104-pin Male D-sub Connector Kit	3722
3792-KIT104-R/F	104-pin Female D-sub Connector Kit	3722
4851	BNC Shorting Plug	Instruments with BNC connectors
6171	3-slot Male to 2-Lug Female Triax Adapter	2-lug triax connectors
6172	2-slot Male to 3-Lug Female Triax Adapter	7065, 2500INT
7001-PNL	Metal Plate	7001
7011-KIT-R	Female 96-pin Connector Kit	7011-C, 7012-C, 7013-C, 7015-C, 7018-C
7011-ST	Extra Screw Terminal Board	7011-S
7012-ST	Extra Screw Terminal Board	7012-S
7013-ST	Extra Screw Terminal Board	7013-S

Model	Name	Use With:
7014-ST	Extra Screw Terminal Board	7014
7015-ST	Extra Screw Terminal Board	7015-S
7018-ST	Extra Screw Terminal Board	7018-S
7072-TRT	Triax Removal Tool	707B, 708B
7074-CIT	Contact Extraction Tool	7152-KIT, 7152-MTR
7074-HCT	Hand Crimping Tool	7152-KIT, 7152-MTR
7078-CIT	Contact Insertion/Extraction Tool	7078-KIT, 7078-MTR, 7152-KIT, 7152-MTR
7078-HCT	Hand Crimping Tool for 7078-KIT, 7169-KIT	7078-KIT
7078-KIT	Connector Kit	7071, 7071-4, 7074-D, 7078-MTR
7078-MTR	Mass Terminated Receptacle, Bulkhead Mount	7071, 7071-4, 7078-KIT, 7078-MTC
7078-TRX-BNC	3-slot Male Triax to BNC Adapter	486, 487, 4210-CVU, 4801, 6514, 6517A, 6517B, 7072, 7072-HV
7078-TRX-GND	3-slot Male Triax to BNC Adapter (guard removed)	237, 4200-SCS, 4801, 6517A, 6517B, 7051, 7072, 7072-HV, Series 2600A
7078-TRX-TBC	3-Lug Female Triax Bulkhead Connector w/Cap	7078-TRX cables
7152-HCT	Hand Crimp Tool for 7152-KIT, 7152-MTR	7152-KIT, 7152-MTR
7152-KIT	6-Position M-Series Plug w/Contacts	7152, 7152-MTR
7152-MTR	6-Position M-Series Receptacle w/Socket	7152, 7152-KIT, 7152-MTC-2, 7152-MTC-10
7703-306A	DB50 Male Connector Kit	7701, 7703, 7705, 7709
7709-308A	DB25 Male Connector Kit	7701, 7707, 7709, Series 2600A
7712-SMA-N	Female SMA to Male N-Type Adapter	7711, 7712
7755	50Ω Feed-Through Terminator	RG 58 cable, 776, 3390
7788	50-pin D Subconnector Kit	7703, 7705, 77XX, modules with D sub connectors
7789	50-pin Male and 25-pin Male D-Shell Connector Kit	7701, 7709
7790	50-pin Male, 50-pin Female, and 25-pin Male IDC D-Shell Connector Kit	7701, 7703, 7705, 7707, 7709
8610	Low Thermal Shorting Plug	2000, 2001, 2002, 2010
8620	4-Wire DMM Shorting Plug	2000, 2001, 2002, 2010, 2015, 2016, Series 2400, Series 2700, Series 3700, Series 3700A
8680	RTD Probe Adapter	2001, 2002, 2010
BG-18	Dual Banana to BNC Coaxial Adapter	230, Series 2000, Series 2400, 2700, 2750
CAP-18	Protective Shield/Cap	BNC, 2-lug triax connectors
CAP-31	Protective Shield/Cap	3-lug triax connectors
CS-400	DB25 Male Solder Cup	CA-126-1 cable, 213
CS-458	Interlock Connector Kit	6517-ILC-3
CS-565	BNC Barrel, 4200-SCS	BNC interconnect
CS-630	3-Lug Female Triax Bulkhead Connector	6487, 6517A, 6517B
CS-631	3-Lug Male Triax Cable Mount Connector	4200-SCS, SC-22 cable
CS-701	BNC Tee Adapter (Female-Male-Female)	4200-SCS
CS-719	3-Lug Triax Jack Receptacle	4200-SCS

1.888.KEITHLEY (U.S. only)

www.keithley.com


KEITHLEY

A GREATER MEASURE OF CONFIDENCE

Connectors, Adapters, and Tools


Model	Name	Use With:
CS-846	Screw Terminal Test Lead Connector	230X, 2510, 2510-AT
CS-970	High Voltage Bulkhead Connector	248, 248-SHV cable
CS-1247	SMA Female to BNC Male Adapter	4200-SCS
CS-1249	SMA Female to SMB Plug Adapter	4200-SCS
CS-1251	BNC Female to SMB Plug Adapter	4200-SCS
CS-1252	SMA Male to BNC Female Adapter	4200-SCS
CS-1281	SMA Female to SMA Female Adapter	4200-SCS
CS-1305	Interlock Connector	6517B
CS-1382	Female MMBX Jack to Male SMA Plug Adapter	4200-SCS

Model	Name	Use With:
CS-1390	Male LEMO Triax to Female SMA Adapter	4200-SCS
CS-1391	SMA Tee Adapter (Female-Male-Female)	4200-SCS
CS-1423-3	Miniature Mating Connector	2635A, 2636A
CS-1479	SMA Male to BNC Male Adapter	4200-SCS
CS-1592-2	Screw Terminal Plug	2651A
CS-1626-2	Screw Terminal Receptacle	2651A
CS-1629-8	Screw Terminal Connector	2651A
CS-1638-12	Rear Panel Mounting Connector	Series 2200
TL-24	SMA Torque Wrench	4200-SCS, System 46, System 46T



Model 213-CON Analog Output Connector: Quick disconnect analog output connector for Model 213 Quad Voltage Source. Screw terminals provided for connection of test leads.

For use with: Instruments with 12-pin analog connectors



Model 237-BAN-3A Triax to Banana Plug: Triax cable center conductor terminated in a safety banana plug (guard and shield open). For connecting DMMs and other banana jack instruments to a matrix or fixture.

For use with: 4200-SCS, 7072, 7072-HV, DMMs



Model 237-BNC-TRX: Male BNC to 3-lug female triax adapter (guard disconnected). Terminates triax cable in BNC plug. High voltage rating for use with 237 and 7072-HV.

For use with: 237, 4200-SCS, 6517A, 6517B, 7078-TRX cables



Model 237-TRX-BAR: 3-lug triax barrel (female to female) for use with triax interconnect.

For use with: 2635A, 2636A, 4200-SCS, triax interconnect



Model 237-TRX-NG: 3-slot triax to 3-lug female triax adapter (guard removed) for non-guarded measurements. High voltage rating for use with 237, 7072-HV, etc.

For use with: 237, 6517A, 6517B, 7072, 7072-HV



Model 237-TRX-T: 3-slot male to dual 3-lug female triax tee adapter for use with 7078-TRX cables and 7072/7072-HV Semiconductor Matrix Cards. High voltage rating for use with Models 237 SMU and 6517B Electrometer.

For use with: 237, 4200-SCS, 6517A, 6517B, 7072, 7072-HV, 7078-TRX cables

Connectors, Adapters, and Tools



Model 237-TRX-TBC: 3-lug female triax bulkhead connector with cap for assembly of custom panels and interface connections. High voltage rating for use with 237, 7072-HV, etc. Uses miniature coax cable, not triax cable, at soldered end. Bulkhead is outer shield.

For use with: 7072, 7072-HV, 7078-TRX cables

Model 2182-325A: Silver solder for making connections in experiments with the Model 2182A. 20 ft roll.

For use with: 2182A



Model 2182-KIT Low-Thermal Connector with Strain Relief: Connector kit for building a custom input cable for the Model 2182A Nanovoltmeter. Includes a low-thermal (LEMO) connector and a strain relief.

For use with: 2182A, SC-93



Model 2188 Low-Thermal Calibration Shorting Plug: A low-resistance, low-thermal shorting plug required to calibrate the Model 2182A Nanovoltmeter. Made of a LEMO connector with its pin connectors shorted together using copper wire and Sn/Ag4 silver solder.

For use with: 2182A



Model 2499-DIGIO: Digital I/O expansion module that plugs onto the DB-9 connector of a SourceMeter® instrument. Expands the three digital I/O lines of the SourceMeter to 16 lines. The SOT, EOT/BUSY, 5V, GND, and Interlock signals are passed through.

Services Available: 1-year factory warranty extended to 3 years from date of shipment

For use with: SourceMeter Instruments

Model 2500INT-FC/APC: FC/APC connector for 2500-INT Integrating Sphere.

For use with: 2500-INT




Model 2500INT-FC/PC: FC/PC connector for 2500-INT Integrating Sphere.

For use with: 2500-INT



Model 2500INT-SMA: SMA connector for 2500-INT Integrating Sphere.

For use with: 2500-INT



Model 2600-KIT: Extra screw terminal connector, strain relief, and cover for a single SourceMeter channel (two needed for use with Models 2602A and 2612A).

For use with: 2601A, 2602A, 2611A, 2612A



Model 2600-TRIAX: Triax adapter for a single Series 2600A SourceMeter channel (two needed for use with Models 2602A and 2612A). For use with standard 3-lug triax cables.

For use with: 2601A, 2602A, 2611A, 2612A

1.888.KEITHLEY (U.S. only)

www.keithley.com

KEITHLEY


A GREATER MEASURE OF CONFIDENCE

Connectors, Adapters, and Tools




Model 3706-BKPL: Analog backplane extender board, 15-pin D-sub to terminal block.

For use with: Series 3700, Series 3700A




Model 3723-ST: Screw Terminal Block. Accessory for Model 3723 for two-pole applications.

For use with: 3723




Model 3730-ST: Screw Terminal Block.

For use with: 3730




Model 3720-ST: Screw Terminal Block. Required with the Model 3720 for automatic CJC thermocouple measurements.

For use with: 3720




Model 3723-ST-1: Screw Terminal Block. Accessory for the Model 3723 for single-pole applications.

For use with: 3723




Model 3731-ST: Screw Terminal Block.

For use with: 3731




Model 3721-ST: Screw Terminal Block. Required with the Model 3721 for automatic CJC thermocouple measurements.

For use with: 3721



Model 3724-ST: Screw Terminal Block.

For use with: 3724



Model 3732-ST-C: Screw Terminal Block. Enables screw terminal access and additional matrix sizes including: quad 4x28 (1W), dual 4x28 (2W), single 4x56 (2W), dual 4x56 (1W), and single 4x112 (1W).

For use with: 3732

1.888.KEITHLEY (U.S. only)

www.keithley.com

KEITHLEY


A GREATER MEASURE OF CONFIDENCE

Connectors, Adapters, and Tools




Model 3732-ST-R: Screw Terminal Block. Enables screw terminal access and additional matrix sizes including: dual 8×28 (1W), single 8×28 (2W), and single 16×28 (1W).

For use with: 3732



Model 3740-ST: Screw Terminal Block.

For use with: 3740



Model 3750-ST: Screw Terminal Block.

For use with: 3750



Model 3790-KIT50-R: 50-pin female D-sub connector kit that contains two female D-sub connectors and 100 solder cup contacts. Use for assembly of custom cable and harnesses compatible with Series 3700A plug-in cards.

For use with: 3721, 3730, 3731, 3740, 3750



Model 3791-CIT: Contact insertion and extraction tool for assembly and maintenance of Series 3700A D-sub Connector kits.

For use with: 3791-KIT78-R, 3791-KIT104-R



Model 3791-KIT78-R: 78-pin female D-sub connector kit that contains two female D-sub connectors and 156 solder-cup contacts. Use for assembly of custom cable and harnesses compatible with Series 3700A plug-in cards.

For use with: 3720, 3723, 3724, 3732



Model 3792-KIT104-R: 104-pin male D-sub connector kit that contains two male D-sub connectors with housings and 208 solder-cup contacts. Use for assembly of custom cable and harnesses compatible with Series 3700A plug-in cards.

For use with: 3722



Model 3792-KIT104-R/F: 104-pin female D-sub connector kit that contains two female D-sub connectors with housings and 208 solder-cup contacts. Use for assembly of custom cables, harnesses, and DUT interface compatible with Series 3700A plug-in cards.

For use with: 3722



Model 4851: BNC shorting plug.

For use with instruments with BNC connectors

1.888.KEITHLEY (U.S. only)

www.keithley.com

KEITHLEY

A GREATER MEASURE OF CONFIDENCE

Connectors, Adapters, and Tools




Model 6171: 3-slot male to 2-lug female triax adapter.

For use with: 2-lug triax connectors



Model 6172: 2-slot male to 3-lug female triax adapter. For use in adapting Models 7065 and 250INT inputs to 3-slot triax plugs.

For use with: 7065, 2500INT




Model 7001-PNL: Metal plate used to cover an empty card slot on the rear panel of a Model 7001.

For use with: 7001




Model 7011-KIT-R: 96-pin female DIN connector with solder eyelets and strain relief. This kit can be used for assembly of custom cables to connect with the connectors on the 7011-C, 7012-C, 7013-C, 7015-C, and 7018-C switch cards. Also connects with the 7011-MTR bulk-head mount male connector.

For use with: 7011-C, 7012-C, 7013-C, 7015-C, 7018-C




Model 7011-ST: Extra quick disconnect screw terminal board. One 7011-ST is included with each 7011-S.

For use with: 7011-S




Model 7012-ST: Extra quick disconnect screw terminal board. One 7012-ST is included with each 7012-S.

For use with: 7012-S




Model 7013-ST: Extra quick disconnect screw terminal board. One 7013-ST is included with each 7013-S.

For use with: 7013-S



Model 7014-ST: Extra quick disconnect isothermal screw terminal board with cold junction sensor. One 7014-ST is included with each 7014.


For use with: 7014



Model 7015-ST: Extra quick disconnect screw terminal board. One 7015-ST is included with each 7015-S.


For use with: 7015-S

Connectors, Adapters, and Tools




Model 7018-ST: Extra quick disconnect screw terminal board. One 7018-ST is included with each 7018-S.

For use with: 7018-S



Model 7072-TRT: Triax removal tool used to connect or disconnect triax style connectors when clearance is limited making it difficult to mate or unmate a connector with your fingers.

For use with: 707B, 708B



Model 7074-CIT: Contact extraction tool for removal of contacts from cables and connectors.

For use with: 7152-KIT, 7152-MTR



Model 7074-HCT: Contact crimping pliers for assembly of cables and connectors.

For use with: 7152-KIT, 7152-MTR




Model 7078-CIT: Contact insertion and extraction tool for assembly and maintenance of 7078-MTC cables and connectors.

For use with: 7078-KIT, 7078-MTR, 7152-KIT, 7152-MTR




Model 7078-HCT: Contact crimping pliers for assembly of cables and connectors using 7078-MTR or 7078-KIT.

For use with: 7078-KIT



Model 7078-KIT: 38-pin male plug assembly with strain relief and 40 contacts for assembly of custom cable and harnesses compatible with Model 7071 8x12 Matrix Card, Model 7071-4 Dual 4x12 Matrix Card, and 7078-MTR Mass Terminated Receptacle. Requires 7078-HCT; recommend 7078-CIT.

For use with: 7071, 7071-4, 7074-D, 7078-MTR



Model 7078-MTR: 38-pin female bulkhead mount receptacle with 40 contacts for custom interface and patch panels compatible with 7078-MTC and 7078-KIT. Requires 7078-HCT; recommend 7078-CIT.

For use with: 7078-KIT, 7078-MTC, 7071, 7071-4



Model 7078-TRX-BNC: 3-slot male triax to BNC adapter for use with 7072 Semiconductor Matrix Card and 4801 cables.

For use with: 486, 487, 4210-CVU, 4687, 4801, 6514, 6517A, 6517B, 7072, 7072-HV

1.888.KEITHLEY (U.S. only)

www.keithley.com

KEITHLEY

A GREATER MEASURE OF CONFIDENCE

Connectors, Adapters, and Tools



Model 7078-TRX-GND: 3-slot male triax to female BNC adapter (guard removed) for adapting non-guarded measurements to the Model 237 SMU, 7072, or 7072-HV Semiconductor Matrix Cards, or 8006 or 8008 Test Fixtures.

For use with: 237, Series 2600A, 4801, 6517A, 6517B, 7051, 7072, 7072-HV




Model 7078-TRX-TBC: 3-lug female triax bulkhead connector with cap for assembly of custom panels and interface connections.

For use with: 7078-TRX Cables



Model 7152-HCT: Contact crimping pliers for assembly of cables and connector using 7152-MTR or 7152-KIT.

For use with: 7152-KIT, 7152-MTR



Model 7152-KIT: 6-pin plug assembly with strain relief and contacts for assembly of custom cable and harnesses compatible with Model 7152 4x5 Low Current Matrix Card and 7152-MTR Mass Terminated Receptacle. Requires 7152-HCT recommend 7074-CIT and 7074-HCT.

For use with: 7152, 7152-MTR



Model 7152-MTR: 6-pin bulkhead mount receptacle with contacts for custom interface and patch panels compatible with 7152-MTC and 7152-KIT. Requires 7152 HCT; recommend 7074-CIT and 7074-HCT.

For use with: 7152, 7152-KIT, 7152-MTC-2, 7152-MTC-10



Model 7703-306A: DB50 male connector kit (solder cup) with shell.

For use with: 7701, 7703, 7705, 7709



Model 7709-308A: DB25 male connector kit (solder cup) with shell.

For use with: 7701, 7707, 7709, Series 2600A



Model 7712-SMA-N: Female SMA to male N-type adapter.

For use with: 7711, 7712

1.888.KEITHLEY (U.S. only)

www.keithley.com

KEITHLEY

A GREATER MEASURE OF CONFIDENCE

Connectors, Adapters, and Tools



Model 7755 50Ω Feed-Through Terminator: BNC-to-BNC adapter for terminating RG58 cable in its characteristic impedance. VSWR <1.1, DC–250MHz.

For use with: RG58 Cable, 776, 3390



Model 7790: 50 pin male, 50 pin female, 25 pin male IDC D-Shell Connector Kit (one each).

For use with: 7701, 7703, 7705, 7707, or 7709 Integra modules



Model 8680 RTD Probe Adapter: Provides a means of connecting RTD probes terminated in either a 4-wire instrumentation connector or bare wires to safety input jacks on a 0.5 inch spacing. Use with Models 8681, 8693, 8695, or 8696.

For use with: 2001, 2002, 2010



Model 7788: 50-pin D subminiature connector kit. To mate with 50-pin connector on Model 7703 and 7705.

For use with: 7703, 7705, 77xx modules with D-sub connectors



Model 8610 Low Thermal Shorting Plug: For calibration lab use, this plug provides a very low thermal offset short at front or rear inputs.

For use with: 2000, 2001, 2002, 2010




BG-18: Dual banana to BNC coaxial adapter for adapting connection on instrument with dual banana jack.

For use with: 230, Series 2000, Series 2400, 2700, 2750



Model 7789: 50-pin/25-pin (both male) D-Shell Kit (one of each) for 7701 or 7709 Integra modules (mating connectors are supplied with these modules when purchased).

For use with: 7701, 7709



Model 8620 Four-Wire DMM Shorting Plug: Provides a low resistance 4-wire short to both observe and cancel DMM offset resistances and voltages to improve measurement accuracies.

For use with: 2000, 2001, 2002, 2010, 2015, 2016, Series 2400, Series 2700, Series 3700, Series 3700A



CAP-18: Protective shield/cap for BNC connectors.

For use with: BNC connectors



CAP-31: Protective shield/cap for 3-lug triax connectors.

For use with: 3-lug triax connectors

1.888.KEITHLEY (U.S. only)

www.keithley.com

KEITHLEY

A GREATER MEASURE OF CONFIDENCE

Connectors, Adapters, and Tools



CS-400: DB25 male solder cup.
For use with: C126-1 cable, 213



CS-458: Interlock connector kit to mate with 6517-ILC-3.
For use with: 6517-ILC-3



CS-565: Female BNC to female BNC adapter with 50Ω nominal impedance.
For use with: 4200-SCS, BNC interconnect



CS-630: 3-lug female triax bulkhead connector for soldered connection. Mates with CS-631.
For use with: Fixtures, 6487, 6517A, 6517B



CS-631: 3-slot male triax cable mount connector for use with SC-22 cable. Mates to Models 237, 486, 487, 7072, and 8006.
For use with: 4200-SCS, SC-22 cable



CS-701: BNC tee adapter (female, male, female).
For use with: 4200-SCS



CS-719: 3-lug triax jack receptacle.
For use with: 4200-SCS



CS-846: Eight position connector with screw terminals for connection to test leads.
For use with: 230x, 2510, 2510-AT



CS-970: High voltage bulkhead connector.
For use with: 248, 248-SHV cable



CS-1247: SMA female to BNC male adapter
For use with: 4200-SCS



CS-1249: SMA female to SMB plug adapter
For use with: 4200-SCS



CS-1251: BNC female to SMB plug adapter
For use with: 4200-SCS



CS-1252: SMA male to BNC female adapter
For use with: 4200-SCS



CS-1281: SMA female to SMA female adapter
For use with: 4200-SCS

1.888.KEITHLEY (U.S. only)
www.keithley.com

KEITHLEY


A GREATER MEASURE OF CONFIDENCE

Connectors, Adapters, and Tools




CS-1305: Interlock connector to mate with Model 6517B.

For use with: 6517B



CS-1423-3: Miniature mating connector used as a ground connector for the Models 2635A and 2636A.

For use with: 2635A, 2636A



CS-1629-8: 8-pin female cable termination block.

For use with: 2651A




CS-1382: Female MMBX jack to male SMA plug adapter with 50Ω impedance and 6GHz maximum frequency.

For use with: 4200-SCS



CS-1479: SMA male to BNC male adapter.

For use with: 4200-SCS



CS-1638-12: 12-pin rear panel output connector.

For use with: Series 2200



CS-1390: Male LEMO triax to female SMA adapter.

For use with: 4200-SCS



CS-1592-2: 2-pin male screw terminal connector plug. Rated 50A. Mates with the Model CS-1626-2 screw terminal block.

For use with: 2651A




TL-24: SMA torque wrench

For use with: 4200-SCS, System 46, System 46T



CS-1391: SMA tee adapter (female-male-female)

For use with: 4200-SCS



CS-1626-2: 2-pin female screw terminal connector block. Rated 50A. Mates with Model CS-1592-2 screw terminal connector.

For use with: 2651A

1.888.KEITHLEY (U.S. only)

www.keithley.com

KEITHLEY

A GREATER MEASURE OF CONFIDENCE

Adapter, Cable, Prober, and Stabilizer Kits



Model 4200-CVU-PROBER-KIT: Commonly used accessories for taking standard capacitance-voltage measurements on a variety of probers. Includes:

CA-446A: CVU cable, 100Ω, 3m (9.8 ft) (4)

CS-565: Female BNC to female BNC adapter (4)

CS-1247: Female SMA to male BNC adapter (4)

CS-1391: SMA tee adapter (female-male-female) (2)


237-TRX-BAR: Female triax to female triax adapter (4)

4200-PRB-C: SMA to SSMC Y adapter cable with local ground (2)

7078-TRX-BNC: 3-slot male triax to female BNC adapter (4)

7078-TRX-GND: 3-slot male triax to female BNC adapter (guards removed) (4)

For use with: 4200-SCS with 4210-CVU



Model 4200-CVU-PWR: Enables C-V measurements with a DC voltage bias of up to $\pm 200V$ or 400V differential (0 to $\pm 400V$) and a current output of up to 300mA. Includes:

CS-1252: SMA male to BNC female adapter (2)

CS-1391: SMA tee (female-male-female) (2)

CS-1479: SMA male to BNC male adapter (2)

4200-PRB-C: SMA to SSMC Y adapter cable with local ground (2)

4205-RBT: Remote bias tee (2)

For use with: 4200-SCS with 4210-CVU



Model 4200-PMU-PROBER KIT: This connection kit consists of standard and custom connectors and accessories used to connect the Models 4225-PMU and 4220-PGU to a variety of common prober stations. It also supports directly connecting the PMU/PGU to the SMUs for Flash Memory testing without the need for an external switch. One kit required per PMU/PGU card. Includes:

CA-19-2: BNC male to BNC male coax cable, 1.5m (4)

CA-451A: SMA male to SMA male coax cable, 11cm (1)

CA-405B: SMA male to SMA male coax cable, 15cm (1)

CA-452A: SMA male to SMA male coax cable, 20cm (2)

CS-565: BNC female to BNC female barrel (2)

CS-712: BNC female to triax male adapter (2)

CS-1252: SMA male to BNC female adapter (4)

CS-1247: SMAL female to BNC male adapter (4)

CS-1390: Micro triax (LEMO) to SMA (no guard) (2)

CS-1391: SMA tee female-male-female (3)

For use with: 4200-SCS, 4225-PMU, 4220-PGU, 4225-RPM, 4210-MMPC

Adapter, Cable, and Stabilizer Kits

Model 4210-MMPC-C: This multi-measurement cable set is a collection of standard and custom connectors and accessories used to take I-V, C-V, and pulsed I-V measurements using a single prober cable setup. The set includes:

CA-533-24A: 61cm (24 in) mini triax/full triax, 100Ω, blue cable (2)

CA-535-4A: 10cm (4 in) prober ground jumper

CA-540-12A: 35cm (12 in) mini triax/mini triax, 100Ω, blue cable

CS-712: Triax male to BNC female adapters (3)

CS-737: Triax tee adapter, female-male-female

CS-1247: SMA female to BNC male adapters (3)

4210-MMPC-304A: Grounding bracket assembly

4210-MMPC-305A: Mini triax, 3-lug, shorting plug (shorts center pin to outer shield)

For use with: Model 4200-SCS and Cascade Microtech 12000 prober series with DCM-200 Series manipulators (requires one set per manipulator)



Model 4210-MMPC-S: This multi-measurement cable set is a collection of standard and custom connectors and accessories used to take I-V, C-V, and pulsed I-V measurements using a single prober cable setup. The set includes:

CA-532A: MMPC prober cable assembly

CA-534-24A: 61cm (24 in) male triax to male triax, 100Ω, blue cables (2)

CA-535-7A: 17.8cm (7 in) prober ground jumper

CS-712: Triax male to BNC female adapters (3)

CS-737: Triax tee adapter, female-male-female

CS-751: Triax female to triax female adapters (2)

CS-1247: SMA female to BNC male adapters (3)

CS-1546: Triax shorting plug (shorts center pin to outer shield)

For use with: Model 4200-SCS and SUSS MicroTec PA200/300 prober series (requires one set per manipulator)

1.888.KEITHLEY (U.S. only)

www.keithley.com

KEITHLEY

A GREATER MEASURE OF CONFIDENCE

Test Fixtures



Model 8009 Resistivity Chamber

The Model 8009 is a guarded test fixture for measuring volume and surface resistivities. It assures good electrostatic shielding and high insulation resistance up to 1100V. The 8009 is designed for safe operation with the 6517A or 6517B. Opening the lid of the 8009 automatically turns off the 6517A or 6517B voltage source. The 8009 accommodates sheet samples from 64mm to 102mm (2½ to 4 in) in diameter and up to 3.2mm (¼ in) thick. It maintains good sample contact with uniform pressure (from 6 to 10 lbs depending on thickness) on smooth parallel samples.

With the front panel switch on the 8009, toggle between volume and surface resistivity, with the 6517A or 6517B configured to calculate and display the appropriate result automatically. The 8009 permits direct measurement of volume resistivity up to $10^{18}\Omega\text{-cm}$ (on samples 0.1cm thick) and surface resistivity up to $10^{17}\Omega/\text{square}$, in accordance with ASTM procedures.

ACCESSORIES SUPPLIED


6517-ILC-3	Interlock Cable for 6517A
6517B-ILC-3	Interlock Cable for 6517B
7078-TRX-3	Triax Cable
8007-GND-3	Safety Ground Wire
8607	Source Cable Set

ENVIRONMENTAL LIMITS: Operating: -30° to $+85^{\circ}\text{C}$, 65% R.H. up to 35°C , derate 3% R.H./ $^{\circ}\text{C}$ above 35°C . Storage: -25° to $+85^{\circ}\text{C}$.

DIMENSIONS: 108mm high \times 165mm wide \times 140mm deep (4¼ in \times 6½ in \times 5½ in).

WEIGHT: 1.45kg (3.19 lbs).

For use with: 6487, 6517A, 6517B



Model 8011 Test Socket Kit: A three pin, TO-247 test socket that is rated to 40V and 50A. Includes cables for connecting to Model 2651A High Power System SourceMeter® instrument.

For use with: 2651A



Model 8101-4TRX: 4-pin transistor fixture.

For use with: 4200-SCS



Model 8101-PIV: DC and pulse I-V demo fixture that is a metal case with four female triax connectors, two SMA connectors, and a latch. Inside the test fixture are two 4-pin device holders (transistor sockets) and two plungers for parts with two leads.

For use with: 4200-SCS



LR8028: Component test fixture optimized for device testing up to 200V/1A. Includes color-coded mini jumpers for easy device connections.

For use with: 4200-SCS

1.888.KEITHLEY (U.S. only)

www.keithley.com

KEITHLEY

A GREATER MEASURE OF CONFIDENCE

Trigger Accessories



Model 2600-TLINK: 25-pin female digital I/O port to Trigger Link adapter.
For use with: Series 2600A, Series 3700, Series 3700A



Model 8502: Trigger Link adapter box has two female 8-pin micro DIN connectors to 6 female BNC connectors. Includes an 8501-1 cable.
For use with: Series 2000, Series 2400, 7001, 7002



Model 8505: Male to 2 Female Y-DIN cable.
For use with: Trigger Link



Model 8501-1: 1m (3.3 ft) Trigger Link cable. Each end contains an 8-pin male DIN connector. Also available in 2m (6.6 ft) length (Model 8501-2).
For use with: Trigger Link inputs, 708A (for master/slave control)



Model 8503 DIN-to-BNC Trigger Cable: 1m (3 ft) cable used to connect BNC inputs to any instrument having Trigger Link connectors.
For use with: 2000, 2010, 2400, 6221, Trigger Link inputs

Trigger Accessories



- Improve system throughput
- Trigger up to six instruments
- Automatically route TTL signals
- Speed operation of multiple Source-Measure Units

Ordering Information

2361 Trigger Controller Unit with 7051-2 BNC Interconnect cable, 0.6m (2 ft)

Accessories Supplied

7051-2 BNC Interconnect Cable (4)

The Model 2361 Trigger Controller Unit (TCU) puts TTL, trigger routing, and coordination under GPIB control for rack and stack systems. This compact unit connects to the trigger inputs and outputs of up to six instruments using BNC cables. All triggers in the system are passed through the 2361 Trigger Controller to allow:

- Automatic trigger routing between instruments.
- Conditional and simultaneous triggering.

Applications

The 2361 controls test systems of two to six Source-Measure Units (SMUs), DMMs, switches, or other GPIB instruments. It allows trigger input and output signals from instruments in a test system to be arbitrarily directed without changing cable connections. This provides complete flexibility in test design with reduced operator intervention and without sacrificing the speed and synchronization.

Advanced Triggering Capabilities

Six trigger relations may be programmed using GPIB commands to specify which trigger inputs will result in a particular group of outputs. "OR" causes a trigger output when a trigger is received on any one specified channel. "AND" accumulates triggers until one has been received on each of the specified channels and then generates the trigger outputs. This is especially useful for allowing multiple sources or SMUs in a test system to settle concurrently, then multiple meters or SMUs to measure in unison. The result is two to ten times faster test execution than with serial trigger loops.

A digital I/O port provides 8 bits of TTL inputs and 8 bits of TTL outputs. SRQs can be generated by changes in the digital or trigger inputs.

In test systems that incorporate instruments from several different manufacturers, the Model 2361 Trigger Controller Unit can interface triggers with falling and rising edge directions to one another. Non-volatile program memory permits system synchronization without a GPIB controller.

ACCESSORIES AVAILABLE

7007-1	Shielded IEEE-488 Cable, 1m (3.3 ft)
7007-2	Shielded IEEE-488 Cable, 2m (6.6 ft)
8503	DIN-to-BNC Trigger Cable
KPCI-488LPA	IEEE-488 Interface/Controller for the PCI Bus
KUSB-488B	IEEE-488 USB-to-GPIB Adapter for USB Port

SERVICES AVAILABLE

2361-3Y-EW	1-year factory warranty extended to 3 years from date of shipment
------------	---

SIGNALS

CONFIGURATION:

- Six trigger inputs, TTL compatible.
- Six trigger outputs, TTL compatible.
- One 8-bit digital input port, TTL compatible.
- One 8-bit digital output port, TTL compatible.

TRIGGER CHANNELS:

- Input:** May be programmed to detect rising or falling edges.
- Output:** Active low pulse, maximum pulse width 110 μ s.

DIGITAL I/O:

- Input:** May be programmed to detect level or edges (either rising or falling).
- Output:** Specified level appears on digital output lines.

EXECUTION SPEED

- INPUT PULSE WIDTH:** 50ns minimum, unlimited maximum.
- CHANNEL SYNCHRONIZATION (typical):** Output pulses are synchronized to within 5ns.
- TRIGGER PROPAGATION DELAY (IEEE-488 inactive):** 350 μ s maximum, 100 μ s typical (TOD0, only one trigger I/O relation evaluates true).
- PULSE RECOGNITION RATE:** 2kHz maximum at any trigger input.
- RESPONSE TO IEEE-488 COMMAND:**
 - Trigger Control Commands: 2.5ms maximum.
 - Trigger I/O Program: 25ms maximum.

IEEE-488 BUS IMPLEMENTATION

- MULTIPLE COMMANDS:** DCL, SDC, UNT, UNL, SPE, SPD.
- UNILINE COMMANDS:** IFC, REN, EOI, SRQ, ATN.
- INTERFACE FUNCTIONS:** SH1 AH1, T6, TE0, L4, LE0, SR1, RL2, PP0, DC1, DT0, C0, EI.
- SRQ OPTIONS:** SRQ on any of the following events: Trigger input detected, digital input detected, ready for IEEE-488 command, error.
- PROGRAMMABLE FUNCTIONS:** Trigger I/O programming, trigger I/O program initialization, trigger I/O program storage and retrieval, trigger input edge polarity, trigger response enable/disable, trigger latch initialization, trigger output generation, digital output specification, digital input edge polarity, SRQ masking, IEEE-488 holdoff, IEEE-488 output terminator, system status readback, factory default reset.

GENERAL

TRIGGER I/O PROGRAM: Up to six input-output relations constitute the program which resides in the internal memory. Non-volatile storage of up to three trigger I/O programs.

CONNECTORS:

Trigger Input, Output: Six BNC connectors each on rear panel.

Digital I/O: 20 pin card edge.

ENVIRONMENT: Operating: 0–50°C; 0–70% R.H.

Storage: –25 to 65°C.

POWER: 90–125 or 180–250V AC (internal switch selectable); 50–60Hz. 10VA max.

DIMENSIONS, WEIGHT: 425mm wide \times 45mm high \times 309mm deep (16 $\frac{3}{4}$ in \times 1 $\frac{3}{4}$ in \times 12 in). Net weight 2.7kg (6.2 lb).


1.888.KEITHLEY (U.S. only)

www.keithley.com

KEITHLEY

A GREATER MEASURE OF CONFIDENCE

Bench Kits, Rack Mount Kits




Model 2000-Benchkit: Benchtop Restore Kit. Rubber feet and carrying handles are removed during rack mounting. These items can be used with any of the following models to convert it back to benchtop instrument.

For use with: 428-PROG, Series 2000, 2182A, Series 2300, Series 2400, Series 2500, Series 2600A, 2700, 2701, 6220, 6221, 6430, 6485, 6487, 6514, 6517A, 6517B, 7001



Model 248-RMK-* Fixed Rack Mount Kit: Enables rack mounting of Model 248. 248-RMK-1 rack mounts one Model 248. 248-RMK-2 (not pictured) rack mounts two Model 248s side by side.

For use with: 248



Model 1938 Fixed Rack Mount Kit: Consists of two flanged brackets and hardware for mounting the Model 237 in a standard 48.3cm (19 in) equipment cabinet. Can be used with Models 8000, 8000-10, or 8000-14. 89mm (3½ in) height.

For use with: 237

SELECTOR GUIDE: RACK MOUNT KITS

Instrument	Single Fixed	Single Slide ¹	Dual Fixed	Type of Mount
428-PROG 2700 6487			4288-2 ²	Side
Series 2000 2701 6514			4288-4 ³	Shelf
2182A 6220 6517A		4288-1	4288-5 ⁴	Shelf
Series 2300 6221 6517B			4288-9 ⁴	Shelf
Series 2200 6485 7001			4299-7	Side
Series 2500				
Series 2100 Series 2400 6430	4299-3		4299-4	Side
Series 2600A	4299-1 4299-6		4299-2	Side
2750, System 46, System 46T	4288-7			Rear bracket
Series 3700 Series 3700A	4288-10			Rear bracket
237	1938	1939		Bracket w/handles
248	248-RMK-1		248-RMK-2	Side
707B	Included	7079		Side
708B	Included			Side
4200-SCS/C or /F	4200-RM			
7002	7002-RMK-1	7002-RMK-2		Bracket w/handles

NOTES

- Slide rack mount kits are not compatible with equipment cabinet Models 8000-10, 8000-14, and 8000-17.
- Model 4288-2 mounts any two of the listed models, except 776.
- Model 4288-4 mounts: ANY ONE plus ANY ONE
230, 230-1 428-PROG, 486, 487, Series 2000, 2182A, Series 2300, Series 2400, Series 2500, 2700, 2701, 6220, 6221, 6430, 6485, 6487, 6514, 6517A, 6517B, 7001
- Models 4288-5 and 4288-9 mount any one or two of the listed models on a shelf-type mount.




Model 1939 Slide Rack Mount Kit: Consists of two sets of flanged brackets, equipment slides, and hardware for mounting the Model 237 in a standard 48.3cm (19 in) equipment cabinet. Can be used with Model 8000. 89mm (3¼ in) height.

For use with: 237




Model 4200-KEY-RM: Rack mount kit for cabinet mounting of standard keyboard and pointing devices.

For use with: 4200-SCS



Model 4200-RM: Fixed rack mount kit for cabinet mounting of the 4200-SCS.

For use with: 4200-SCS



Model 4288-1 Fixed Rack Mount Kit: Single-unit rack mount kit. Height: 88mm (3½ in).

1.888.KEITHLEY (U.S. only)

www.keithley.com

KEITHLEY

A GREATER MEASURE OF CONFIDENCE

Rack Mount Kits

For use with: See Selector Guide.



Model 4288-2 Fixed Rack Mount Kit: Height: 88mm (3½ in).

For use with: See Selector Guide.




Model 4288-4 Fixed Rack Mount Kit: Enables rack mounting of one Model 230 next to one 428-PROG, 486, 487, 776, Series 2000, 2182A, Series 2300, Series 2400, Series 2600A, 2700, 2701, 6220, 6221, 6514, 6485, 6487, 6517A, 6517B, or 7001.

For use with: See Selector Guide.



Model 4288-5 Fixed Rack Mount Kit: The single- and dual-instrument front panels included enable rack mounting of either one or two 3½-inch instruments. Height: 132mm (5¼ in). Depth: 457mm (18 in).

For use with: See Selector Guide.




Model 4288-7 Rear Support Mount Kit: For rack mount applications where more than one or two card modules are installed to provide added support for the rear of the mainframe. Note that front rack mounting hardware is supplied with the Model 2750 mainframe. 88mm (3.5 in) height.

For use with: 2750, System 46, System 46T



Model 4288-10 Rear Support Mount Kit: For rack mount applications where more than one or two card modules are installed to provide added support for the rear of the mainframe. Note that front rack mounting hardware is supplied with Series 3700A mainframes. 88mm (3.5 in) height.

For use with: Series 3700, Series 3700A




Model 4288-9 Fixed Rack Mount Kit: Shelf style rack mount kit with single- and dual-instrument front plates provided. Also included are extended rear support brackets and hardware for installation.

For use with: See Selector Guide.



Model 4299-1: Heavy duty, single rack mount kit with front and rear support. Height: 88mm (3.5 in).

For use with: Series 2600A



Model 4299-2: Heavy duty, dual rack mount kit with front and rear support. Height: 88mm (3.5 in).

For use with: Series 2600A


1.888.KEITHLEY (U.S. only)

www.keithley.com

KEITHLEY

A GREATER MEASURE OF CONFIDENCE

Rack Mount Kits




Model 4299-3 Universal Single Unit Rack Mount Kit: Includes all required hardware to rack mount a single Keithley or Agilent half rack instrument using front panel only mounting into a standard 19 inch equipment rack. Not compatible with Series 2600A. 88mm (3.5 in) height.

For use with: Half rack instruments (excluding Series 2600A)



Model 4299-4 Universal Dual Unit Rack Mount Kit: Includes all required hardware to rack mount two Keithley and/or Agilent half-rack instruments together using front panel only mounting into a standard 19-inch equipment rack. Not compatible with Series 2600A. 88mm (3.5 in) height.

For use with: Half-rack instruments (excluding Series 2600A)



Model 4299-5: 1U vent panel.

For use with: Series 2600A



Model 4299-6 Single Fixed Rack Kit: Includes all required hardware to rack-mount a Keithley full-rack instrument in a standard 19-inch equipment rack.

For use with: 2651A


Model 4299-7 Dual Fixed Rack Mount Kit: Enables rack-mounting of Series 2200 power supplies with other instruments.

For use with: Series 2200




Model 7002-RMK-1 Fixed Rack Mount Kit: Two 7 in. flanged brackets and hardware for mounting the Model 7002 in a standard 48.3cm (19 in) equipment cabinet. Can be used with Models 8000, 8000-10, 8000-14, or 8000-17.

For use with: 7002




Model 7002-RMK-2 Slide Rack Mount Kit: Two sets of flanged brackets, slides, and hardware to mount Model 7002 in standard 48.3cm (19 in) equipment cabinet. Can be used with Model 8000.

For use with: 7002



Model 7079 Slide Rack Mount Kit: Two sets of flanged brackets, slides, and hardware to mount Model 707A in standard 48.3cm (19 in) equipment cabinet. Can be used with Model 8000.

For use with: 707B



Model 7768: Single fixed rack kit for mounting Model 776. Height: 88mm (3½ in).

For use with: 776

1.888.KEITHLEY (U.S. only)

www.keithley.com

KEITHLEY

A GREATER MEASURE OF CONFIDENCE

Cabinets, Other Accessories

Cabinets



Model 8000: A 28-inch high equipment cabinet that is open on both ends. It accepts all Keithley rack mounting kits as well as most rack kits provided with other instrumentation. The dark brown 8000 comes fully assembled, with handles permanently installed on each side. One hundred chrome Phillips head screws with mylar washers and clip nuts are provided for instrument mounting. Rack mounting kits are available separately.

DIMENSIONS: 711mm high × 483mm wide × 533mm deep (28 in × 19 in × 21 in).



Model 8000-10: A standard 10-inch high, 19-inch wide equipment cabinet for enclosing instrumentation for bench or automated test system application. The Model 8000-10 accepts most Keithley mainframe models and fixed rack mount kits. The cabinet is supplied with rubber feet for benchtop applications, and the sturdy steel construction will support additional instrumentation stacked on top.

DIMENSIONS: 254mm high × 483mm wide × 533mm deep (10 in × 19 in × 21 in).



Model 8000-14A: A standard 14-inch high, 19-inch wide equipment cabinet for enclosing instrumentation for bench or automated test system application. The Model 8000-14A accepts all Keithley mainframe models and fixed rack mount kits. The cabinet is supplied with rubber feet for benchtop applications including enclosure of the 707B Switching Matrix, and the sturdy steel construction will support additional instrumentation stacked on top.

DIMENSIONS: 356mm high × 483mm wide × 648mm deep (14 in × 19 in × 25.5 in).



Model 8000-17A: A standard 17-inch high, 19-inch wide equipment cabinet for enclosing instrumentation for bench or automated test system application. The Model 8000-17A accepts all Keithley mainframe models and fixed rack mount kits. The cabinet is supplied with rubber feet for benchtop applications including enclosure of the 707B Switching Matrix, and the sturdy steel construction will support additional instrumentation stacked on top.

DIMENSIONS: 444mm high × 483mm wide × 457mm deep (17½ in × 19 in × 18 in).

Remote PreAmplifier Mounting Accessories



Model 4200-MAG-BASE: Magnetic base for mounting the Model 4200-PA remote PreAmplifier option onto a probe station platen.

For use with: 4200-SCS

Model 4200-TMB: Triax mounting bracket for mounting the Model 4200-PA remote PreAmplifier option onto a probe station or onto the triax mounting panel of a test fixture.

For use with: 4200-SCS



Model 4200-VAC-BASE: Vacuum base for mounting the Model 4200-PA remote PreAmplifier or Model 4225-RPM onto a probe station platen.

For use with: 4200-SCS

1.888.KEITHLEY (U.S. only)

www.keithley.com

KEITHLEY

A GREATER MEASURE OF CONFIDENCE

Other Accessories

Carrying Case



Model 4200-CASE: Transport case for 4200-SCS.

For use with: 4200-SCS

Power Splitter



Model EM-50A: Modified power splitter.


For use with: 4200-PIV-A

Remote Displays



Model 2304-DISP: LCD remote display with keypad.

For use with: Series 2300



Model 2306-DISP: VFD remote display with keypad.

For use with: Series 2300

Computer Accessories

Keyboard



Model EM-23B: Keyboard with integrated trackball mouse.

For use with: 4200-SCS

Mouse



Model 4200-MOUSE: Microsoft ambidextrous 2 button mouse (Note: a pointing device is integrated with the 4200-SCS keyboard.)

For use with: 4200-SCS

Other Accessories



Model 4200-CART: This roll-around cart for the 4200-SCS is 1.5m (60.7 in) high, 0.7m (27.4 in) wide, and 0.73m (28.8 in) deep.

For use with: 4200-SCS

1.888.KEITHLEY (U.S. only)

www.keithley.com

KEITHLEY

A GREATER MEASURE OF CONFIDENCE


IEEE-488 (GPIB) Interface Solutions

- PCI and USB bus versions
- IEEE-488.2 compatible for fast data transfer
- Windows® 7/Vista/XP/2000 drivers included
- LabVIEW® and LabWindows/CVI support
- Compatible with any standard GPIB instrument

Ordering Information

KPCI-488LPA IEEE-488.2 Interface Board for the PCI Bus

KUSB-488B IEEE-488.2 USB-to-GPIB Interface Adapter for USB Port. Built in 2m (6.6 ft) cable



Keithley's GPIB interface solutions make it easy to add standard IEEE-488.2 bus control to any PC system. These high speed tools can control as many as 14 GPIB instruments or other devices over a distance of up to 20 meters. They are ideal for use with automated test equipment in laboratory and industrial applications.

The Keithley Model KPCI-488LPA is a low-profile, GPIB interface plug-in card that is 32-bit/33MHz PCI bus compatible. Its PCI interface supports both 3.3V and 5V PCI environments, making it suitable for most desktop computers and industrial PCs, including the new low-profile desktop systems. This low-cost solution supports Windows 7/Vista/XP/2000, and its driver library is command compatible with National Instruments™ and Capital Equipment Corporation™ command functions.

The Keithley Model KUSB-488B USB-to-GPIB interface turns any computer with a USB port into a fully functional GPIB controller. The KUSB-488B's small form factor makes it perfect for use with laptop computers in portable

applications or for other applications in which the computer has no available PCI plug-in board slots. The product is USB 2.0 compliant and has an IEEE data transfer rate upwards of 1.5 MB/s through the USB port. No external power is required. KUSB-488B has a built-in 2-meter USB cable.

Software

The included utility software simplifies the setup and use of Keithley GPIB interface solutions and saves programming time. Every solution ships with 32-bit dynamic link libraries for Application Development Environments (ADEs) running under Windows 7/Vista/XP/2000 and drivers for the most current programming languages. This adds up to full compatibility with a full array of software, including:

- Microsoft Visual Studio 6.0 (Visual Basic, Visual C++)
- Microsoft Visual Studio .NET (Visual Basic .NET, C#)
- Microsoft Visual Studio 2005 and up
- Borland Delphi, Borland C Builder 6.0
- LabVIEW Version 7.0 and up (VISA and IEEE-488.2)
- LabWindows™/CVI Version 7.0 and up (VISA and IEEE-488.2)

Hardware Compatibility

These GPIB Interface solutions are fully compatible with all of Keithley's GPIB capable instruments. The Model 7010 adapter is required for the Model 428-PROG when used with the KUSB-488B.

	KPCI-488LPA	KUSB-488B
Bus/Form Factor	PCI	USB
Dimensions	4.7 × 2.5 in (120 × 64.5 mm)	3.2 × 2.6 × 1.1 in (81.7 × 66.1 × 27.8 mm)
Power (Current @ 5VDC)	400 mA typ., 750 mA max.	500 mA
Transfer Speed	1.5 Mbyte/s	1.5 Mbyte/s
EMC	European Directive 2004/108/EEC	European Directive 2004/108/EEC
Environmental	Operating: 0° to 55°C, 10% to 90% RH non-condensing Storage: -20° to 80°C, 5% to 90% RH non-condensing	Operating: 0° to 55°C, 10% to 90% RH non-condensing Storage: -20° to 80°C, 5% to 95% RH non-condensing

1.888.KEITHLEY (U.S. only)
www.keithley.com

KEITHLEY

A GREATER MEASURE OF CONFIDENCE

Add GPIB control to any PC

ACCESSORIES

IEEE-488 (GPIB) Accessories



Model 7006-*: Single-shielded GPIB cable terminated with one feed through style and one straight on IEEE-488 connector. The mating thumb screws are metric.

7006-1 1m (3.3 ft)
7006-2 2m (6.6 ft)



Model 7010 Shielded IEEE-to-IEEE Adapter: Provides additional clearance between IEEE-488 cable and rear panel, allowing easier access to switches, cables, and other connectors.

For use with: IEEE-488 Interconnect



Model 8530 Centronics Adapter: IEEE-488 to Centronics cable adapter. Connects to Model 2001/2002 IEEE-488 port and any Centronics compatible printer for direct data output.

Cable Length: 2m (6.6 ft).

For use with: 2001, 2002



Item shipped may vary from model pictured here.

Model 7007-*: Double-shielded premium GPIB cable. Each end is terminated with a feed through style metal housing for longest life and best performance. The mating thumb screws are metric.

7007-05 0.5m (1.6 ft)
7007-1 1m (3.3 ft)
7007-2 2m (6.6 ft)
7007-3 3m (10 ft)
7007-4 4m (13.1 ft)

For use with: IEEE-488 Interconnect